



**seppi m.®**

MULCHING EQUIPMENT SPECIALISTS

STONE CRUSHERS and FORESTRY TILLERS



MIDIPIERRE



MIDIPIERRE dt



MIDISOIL dt



MULTIFORST



STARSOIL



SUPERSOIL



MAXISOIL









## STONE CRUSHERS and FORESTRY TILLERS

SEPPI M. offers a wide selection of different models and has the right machine for your tractor and needs.

The SEPPI M. stone crusher and tiller models are as varied as their potential applications:

- > Reclamation of agricultural ground
- > Renewal of cultivated fields
- > Preparation of the soil for re-planting
- > Clearing of forests after harvest
- > Crushing stones on surfaces and roads
- > Creation and maintenance of forest roads
- > Stabilizing soil for road construction
- > Rubble removal at construction sites

„Mulchers are a long-term investment.  
Your satisfaction is important to us.“

SEPPI M. SpA

### Our commitment

- > Founded in 1939, we have been manufacturing mulchers since 1971.
- > We only select materials from manufacturers that meet our rigorous criteria
- > Continuous research and development
- > High quality and optimal service

### Your advantages

- > Reliable equipment as a result of decades of experience in the industry
- > High-quality materials to take on the harshest work conditions and guarantee maximum durability
- > Advanced technology for an investment in the future
- > Consulting and after sales service: You can rely on us!

### Rotors and hammers



Patented easy to change fixed hammers and hammer supports made of wear resistant steel.



#### SUPER DUO PROTECT™




Fixed massive hammer with two points and four tips made of tungsten carbide; particularly efficient in grinding hard stone  
> MIDAPIERRE · MIDAPIERRE dt



#### MONO PROTECT™



Fixed hammer with a protruding point and four tips made of tungsten carbide; suitable for working on the surface and into the soil; these hammers are perfect for grinding wood, tilling soil and for crushing stones  
> MULTIFORST · STARSOIL







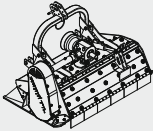
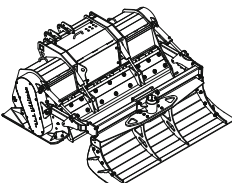

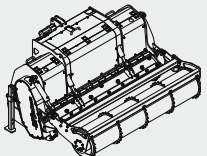

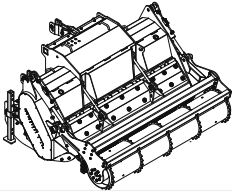


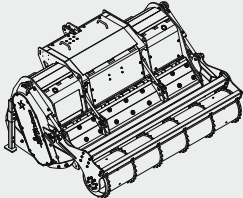


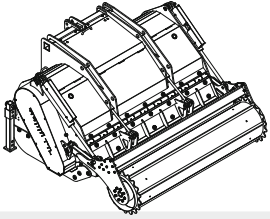

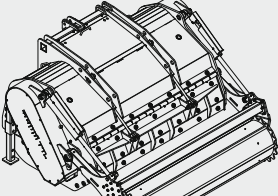

#### SUPER MONO PROTECT™



Fixed hammer with an extra long protruding point and four tips made of tungsten carbide; suitable for working on the surface and deep soil penetration; efficient in mulching wood and perfect for grinding stumps, tilling soil and crushing stones  
> MIDISOIL dt · SUPERSOIL · MAXISOIL

# Stone crushers & forestry tillers

Find the machine according to your requirements here.

		STONES	SOIL	WOOD		
						
MODEL AND TRACTOR POWER		crushes stones up to	tills the soil as deep as	mulches wood up to	ADAM™	accessory
	<b>MIDIPIERRE</b> 80-130 HP	<b>++</b> 20 cm Ø	<b>+</b> 12 cm*	<b>o</b>	-	-
	<b>MIDIPIERRE dt</b> 100-180 HP	<b>++</b> 20 cm Ø	<b>+</b> 12 cm*	<b>o</b>	-	
	<b>MIDISOIL dt</b> 100-170 HP	<b>++</b> 25 cm Ø	<b>++</b> 25 cm*	<b>++2SPEED</b> 25 cm Ø	option	
	<b>MULTIFORST</b> 140-180 HP	<b>++</b> 25 cm Ø	<b>++</b> 25 cm*	<b>++</b> 25 cm Ø	option	 
	<b>STARSOIL</b> 150 - 260 HP	<b>++</b> 30 cm Ø	<b>++</b> 40 cm*	<b>++2SPEED</b> 40 cm Ø	option	 
	<b>SUPERSOIL</b> 250-390 HP	<b>++</b> 40 cm Ø	<b>++</b> 30 cm*	<b>+</b> 50 cm Ø	standard	
	<b>MAXISOIL</b> 300-450 HP	<b>++</b> 50 cm Ø	<b>++</b> 35 cm*	<b>+</b> 50 cm Ø	standard	

Key: ++ = very appropriate, + = good appropriate under certain circumstances, o = not suitable

\* = and deeper, depending on working conditions



# MIDIPIERRE

## 80-130 HP

### Light-weight machine optimal for low tractor transmission

Due to its small design the MIDIPIERRE is particularly suitable for working between rows of trees in orchards and vineyards. The fields are cleared of stones, and the soil will be well prepared for the new season. The frame is made of high-strength and wear-resistant steel and the wearing parts are replaceable - this guarantees a durable machine.

### Standard version and characteristics

- > Crushes stones up to 20 cm [8"] Ø
- > Tills the soil as deep as 12 cm [4.7"] and deeper, depending on the working conditions
- > Working speed 0-2 km/h
- > ISO 3-point rear linkage cat. 2 central fixed
- > Gearbox 540 rpm with freewheel
- > Belt drive
- > Chassis made of wear resistant steel with replaceable plates
- > Adjustable anvil bar
- > Hydraulically operated hood
- > Chain protection
- > Pointed guide skids
- > Rotor: combination of fixed hammers SUPER DUO PROTECT and SUPER DUO EXTREME

### Optional configuration and accessories

- > PTO drive shaft with or without freewheel
- > Gearbox 1000 rpm
- > Hydraulic top link

### Technical requirements

- > Creep speeds (max. 0,5 km/h) or CVT continuously variable transmission
- > Hydraulic three-point tractor linkage



SPECIFICATIONS		Tractor power 80-130 HP	
Working width	125 cm [49"]	150 cm [59"]	
Overall width	153 cm [60"]	178 cm [70"]	
Depth	115 cm [45"]	115 cm [45"]	
Height	120 cm [47"]	120 cm [47"]	
Weight (base value w/o options)	1.270 kg [2,800 lb]	1.380 kg [3,040 lb]	
Belts	6	6	
Fixed hammers	2+24+2	2+28+2	

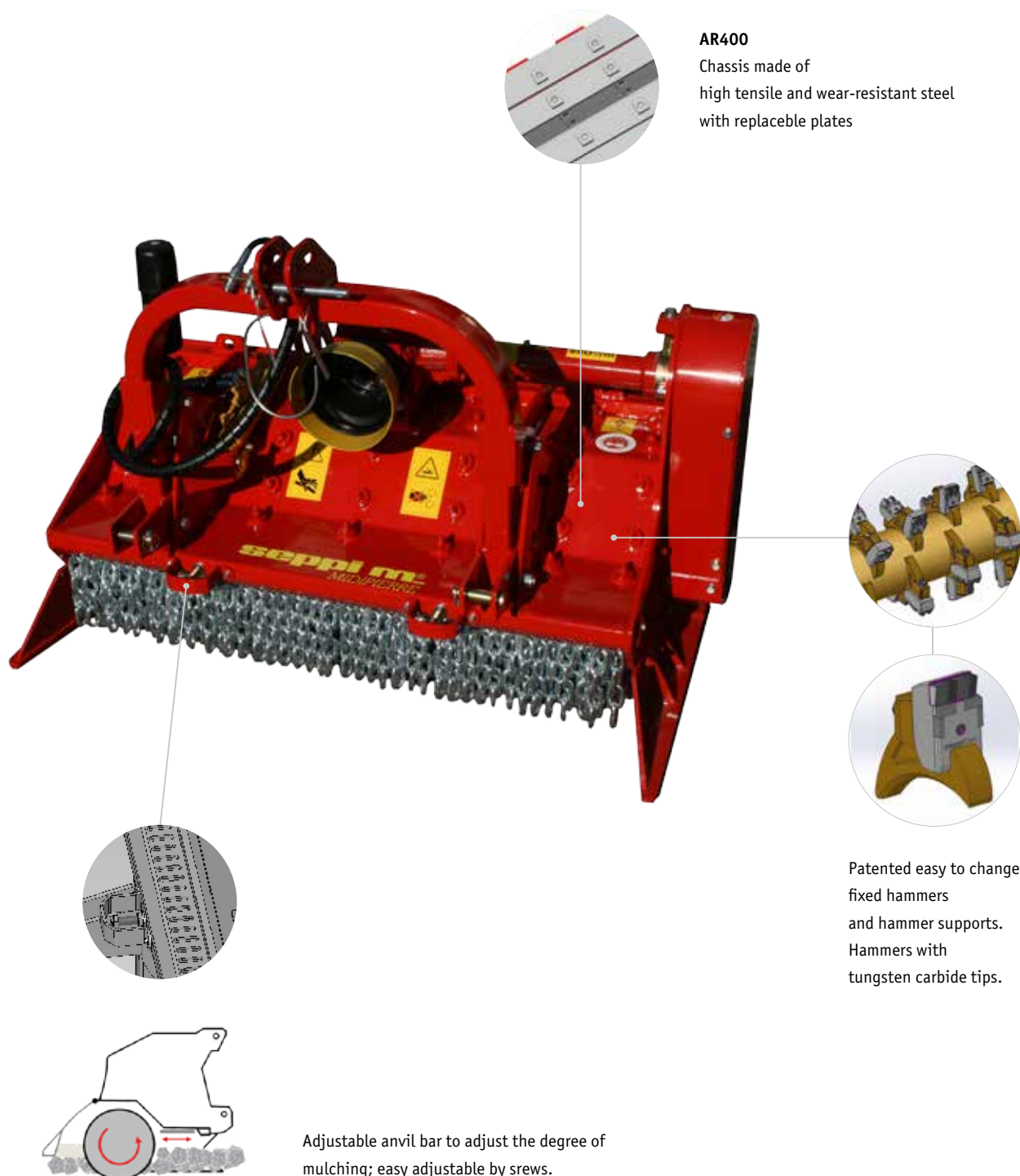


FIXED HAMMER  
WITH TIPS MADE OF  
TUNGSTEN CARBIDE  
SUPER DUO PROTECT™



LATERAL FIXED HAMMERS  
WITH TIPS MADE OF  
TUNGSTEN CARBIDE  
SUPER DUO EXTREME™

## MIDIPIERRE · features



# MIDIPIERRE dt

100-180 HP

## Ideal machine for the maintenance of forest roads

The MIDIPIERRE dt is a compact stone crusher with a light but durable build, which is ideal for maintaining forest roads. This machine fulfills various tasks, such as crushing stones as well as recycling paving material to use as a solid road base. This saves huge material transport costs, making the MIDIPIERRE a very efficient machine!

## Standard version and characteristics

- > Crushes stones up to 20 cm [8"] Ø
- > Tills the soil as deep as 12 cm [4.7"] and deeper, depending on the working conditions
- > Working speed 0-2 km/h
- > ISO 3-point rear linkage cat. 2 central fixed
- > Gearbox 1000 rpm with freewheel
- > Double belt drive
- > Chassis made of wear resistant steel with replaceable plates
- > Adjustable anvil bar and crushing grid
- > Hydraulically operated hood
- > Chain protection
- > Guide skids
- > Rotor: combination of fixed hammers SUPER DUO PROTECT and SUPER DUO EXTREME

## Optional configuration and accessories

- > PTO drive shaft with or without torque limiter
- > Hydraulically operated grader blade
- > Gearbox 750 or 540 rpm
- > Hydraulic top link

## Technical requirements

- > Creep speeds (max. 0,5 km/h) or CVT continuously variable transmission
- > Hydraulic three-point tractor linkage



SPECIFICATIONS		Tractor power 100-180 HP			
Working width	150 cm [59"]	175 cm [69"]	200 cm [78"]	225 cm [88"]	
Overall width	183 cm [72"]	208 cm [82"]	233 cm [92"]	258 cm [102"]	
Overall width with blade	215 cm [85"]	240 cm [94"]	265 cm [104"]	290 cm [114"]	
Depth	123 cm [48"]	123 cm [48"]	123 cm [48"]	123 cm [48"]	
Depth with blade	182 cm [72"]	182 cm [72"]	182 cm [72"]	182 cm [72"]	
Height	120 cm [47"]	120 cm [47"]	120 cm [47"]	120 cm [47"]	
Weight (base value w/o opt.)	1.620 kg [3,570 lb]	1.865 kg [4,110 lb]	2.095 kg [4,620 lb]	2.320 kg [5,120"]	
Weight with blade (base value)	1.960 kg [4,320 lb]	2.230 kg [4,920 lb]	2.490 kg [5,490 lb]	2.740 kg [6,040"]	
Belts	2 x 6	2 x 6	2 x 6	2 x 6	
Fixed hammers	2+28+2	2+30+2	2+34+2	2+40+2	



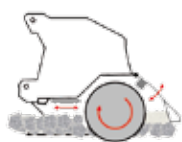
FIXED HAMMER  
WITH TIPS MADE OF  
TUNGSTEN CARBIDE  
SUPER DUO PROTECT™




LATERAL FIXED HAMMERS  
WITH TIPS MADE OF  
TUNGSTEN CARBIDE  
SUPER DUO EXTREME™



## MIDIPIERRE dt- features




Adjustable anvil bar & crushing grid  
to adjust the degree of mulching



### AR400


Chassis made of  
high tensile and wear-resistant steel  
with replaceable plates



Patented easy to change  
fixed hammers  
and hammer supports.  
Hammers with  
tungsten carbide tips.



Grader blade (option), hydr. height and  
rotation adjustment, with hydraulic pneumatic  
damping incl. lateral extensions



Pressure gauge to control  
surface pressure of the grader blade

Asymmetric linkage hitch for two  
attachment options

Skids for collecting material

# MIDISOIL dt

100-170 HP

## Smallest universal tiller of its kind

It can carry out multiple jobs: crushing stones, recycling materials, stabilizing terrain, re-building and servicing roads, mulching wood... This versatile tiller has an innovative gear transmission system. Integrated cooling protects it from overheating during continuous work on stone and soil.

With the optional 2SPEED™ gear the rotor speed can be regulated.

The MIDISOIL dt can be equipped with a compacting roller or grader blade, both with hydro-pneumatic levelling.

## Standard version and characteristics

- > Crushes stones up to 25 cm [10"] Ø, mulches wood up to 25 cm [10"] Ø
- > Tills the soil as deep as 25 cm [10"] and deeper, depending on working conditions
- > Working speed 0-2 km/h
- > ISO 3-point rear linkage cat. 2 central fixed
- > Gearbox 1000 U/min with freewheel
- > Double drive with parallel gear transmission and with integrated cooling
- > Integrated torque limiter
- > Control panel
- > Chassis made of wear-resistant steel with internal replaceable plates
- > Tempered counterknives, anvil bar and crushing grid
- > Hydraulically operated hood
- > Chain protection
- > Narrow in-depth skids
- > Rotor with combination of fixed hammers SUPER MONO PROTECT and SUPER MONO EXTREME

## Optional configuration and accessories

- > PTO drive shaft with or without torque limiter
- > ADAM™ alignment system in combination with 2SPEED™ gearbox system (available for models 225 and 250)
- > Hydraulically operated compacting roller
- > Hydraulically operated grader blade
- > Support skids
- > Hydraulic top link

\* roller and grader blade not available in combination

## Technical requirements

- > Creep speeds (max. 0,5 km/h) or CVT continuously variable transmission
- > Hydraulic three-point tractor linkage



SPECIFICATIONS		Tractor power 100-170 HP			
Working width	175 cm [69"]	200 cm [78"]	225 cm [88"]	250 cm [98"]	
Overall width	205 cm [80"]	230 cm [91"]	255 cm [100"]	280 cm [110"]	
Depth	113 cm [44"]	113 cm [44"]	113 cm [44"]	113 cm [44"]	
Depth with roller	160 cm [63"]	160 cm [63"]	160 cm [63"]	160 cm [63"]	
Height	125 cm [49"]	125 cm [49"]	125 cm [49"]	125 cm [49"]	
Weight (base value w/o opt.)	1.700 kg [3,748 lb]	2.750 kg [6,065 lb]	2.875 kg [6,340 lb]	3.000 kg [6,615"]	
Weight with roller (base value)	1.890 kg [4,167 lb]	3.150 kg [6,950 lb]	3.300 kg [7,300 lb]	3.450 kg [7,600"]	
Gear transmission	2	2	2	2	
Fixed hammers	2+30+2	2+34+2	2+42+2	2+50+2	

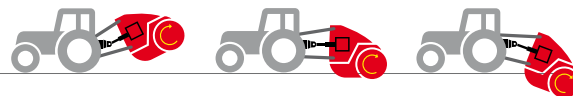


FIXED HAMMER  
WITH TIPS MADE OF  
TUNGSTEN CARBIDE  
SUPER MONO PROTECT™



LATERAL FIXED HAMMERS  
WITH TIPS MADE OF  
TUNGSTEN CARBIDE  
SUPER MONO EXTREME™

## Innovative transmission system



Option on model 225 and 250:

**ADAM™** Alignment system: Hydraulic tilting of the mulcher with PTO shaft alignment while keeping equal and W-shaped PTO shaft angles. This prevents damage to the PTO shaft and supports an ideal adaptation to the conditions of the ground

-> faster working, higher lifting, longer lifetime of the PTO shaft


**2SPEED™** With the gearbox system the rotor speed can be changed by moving the mechanical lever in the main gearbox from fast to slow, while maintaining the speed of the PTO on the tractor at 1000 rpm. This feature allows a higher torque and hence better processing both during mulching wood (faster rpm) and crushing rocks and soil (slower rpm).



video ADAM™



Panel to monitor and control oil temperature



Grader blade (option), hydr. height and rotation adjustment, with hydraulic pneumatic damping incl. lateral extensions · pressure gauge to control work of the grader blade



Hydraulically operated compacting roller for depth control, may also be used as guard frame incl. roller scraper (option)



Transmission concept with spur gear motor, especially slim and space saving (integrated cooling)



Adjustable anvil bar & crushing grid to adjust the degree of mulching



**AR400**  
Chassis made of high tensile and wear-resistant steel with replaceable plates



Rotor: combination of fixed hammers with tungsten carbide tips and anti-wear hammer support; tempered counter knives for a perfect mulching result



# MULTIFORST

140-180 HP

## Multifunction tiller-mulcher for: tilling soil and roads, milling stumps and mulching wood

The MULTIFORST is ideal for maintaining dirt roads, for land reclamation, to clean up slash after felling operations. It is also a great machine when the soil must be slackened, stumps and stones removed for the planting of new trees. Depending on the job it is possible to adjust the speed of the PTO in the tractor: 1000 rpm for mulching wood; 540 rpm for stone crushing and soil tilling. This feature allows a higher torque and hence better processing both during mulching wood (fast pace) and crushing rocks or tilling soil (slow pace).

### Standard version and characteristics

- > Crushes stones up to 25 cm [10"] Ø, mulches wood up to 25 cm [10"] Ø
- > Tills the soil as deep as 25 cm [10"] and deeper, depending on the working conditions
- > Working speed 0-2 km/h
- > ISO 3-point rear linkage cat. 2 central fixed
- > Gearbox with freewheel, reversible 540 or 1000 rpm
- > Double belt drive
- > Integrated torque limiter
- > Chassis made of wear resistant steel with replaceable plates
- > Tempered counterknives, adjustable anvil bar
- > Hydraulically operated hood
- > Chain protection
- > Narrow in-depth skids
- > Rotor: combination of fixed hammers MONO PROTECT and MONO EXTREME


### Optional configuration and accessories

- > PTO drive shaft with torque limiter
- > ADAM™ alignment system
- > Hydraulically operated compacting roller
- > Hydraulically operated grader blade
- > Support skids
- > Hydraulic top link

\* roller and grader blade not available in combination

### Technical requirements

- > Creep speeds (max. 0,5 km/h) or CVT continuously variable transmission
- > Both 540 & 1000 rpm PTO
- > PTO drive shaft with torque limiter
- > Hydraulic three-point tractor linkage



SPECIFICATIONS		Tractor power 140-180 HP	
Working width	200 cm [78"]	225 cm [88"]	250 cm [98"]
Overall width	238 cm [94"]	263 cm [104"]	288 cm [114"]
Depth	136 cm [53"]	136 cm [53"]	136 cm [53"]
Depth including roller	189 cm [74"]	189 cm [74"]	189 cm [74"]
Height	132 cm [52"]	132 cm [52"]	132 cm [52"]
Weight (base value w/o options)	2.400 kg [5,290 lb]	2.540 kg [5,655 lb]	2.730 kg [6,020 lb]
Weight including roller (base value)	2.800 kg [6,175 lb]	2.990 kg [6,590 lb]	3.180 kg [7,010 lb]
Belts	2	2	2
Fixed hammers	4+34+4	4+38+4	4+42+4

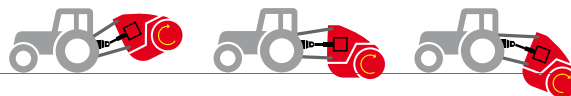


FIXED HAMMER  
WITH TIPS MADE OF  
TUNGSTEN CARBIDE  
MONO PROTECT™



LATERAL FIXED HAMMERS  
WITH TIPS MADE OF  
TUNGSTEN CARBIDE  
MONO EXTREME™

## Alignment system ADAM™



**ADAM™** Optional alignment system: Hydraulic tilting of the mulcher with PTO shaft alignment while keeping equal and W-shaped PTO shaft angles. This prevents damage to the PTO shaft and supports an ideal adaptation to the conditions of the ground

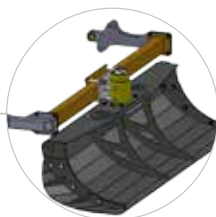
-> faster working, higher lifting, longer lifetime of the PTO shaft



video ADAM™

540  
rpm  
1000

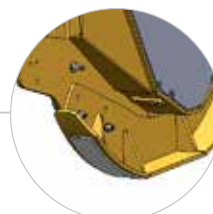
2 speeds: depending on the job it is possible to adjust the speed of the PTO in the tractor:  
1000 rpm for mulching wood; 540 rpm for stone crushing and soil tilling.



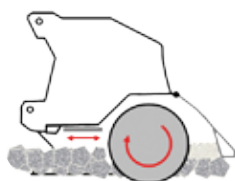
Grader blade (option), hydr. height and rotation adjustment, with hydraulic pneumatic damping incl. lateral extensions.  
Pressure gauge to control work of the grader blade



Hydraulically operated compacting roller for depth control, may also be used as guard frame incl. roller scraper (option)




Narrow in-depth skids are standard. Optional skids which are suitable for working on the surface



Adjustable anvil bar  
to adjust the degree of mulching



Rotor: combination of fixed hammers with tungsten carbide tips and anti-wear hammer support; tempered counter knives for a perfect mulching result



**AR400**  
Chassis made of high tensile and wear-resistant steel with replaceable plates

# STARSOIL

150-260 HP

## The most innovative development among the crushers and tillers:

### The STARSOIL is stone crusher and forestry tiller all in one

It can carry out multiple jobs: crushing stones, recycling materials, stabilizing terrain, re-building and servicing roads, mulching wood... This versatile tiller has an innovative gear transmission system. Integrated cooling protects it from overheating during continuous work on stone and soil.

The MIDISOIL dt can be equipped with a compacting roller or grader blade, both with hydro-pneumatic levelling.

## Standard version and characteristics

- > Crushes stones up to 30 cm [12"] Ø, mulches wood up to 40 cm [16"] Ø
- > Tills the soil as deep as 40 cm [16"] and deeper, depending on working conditions
- > Working speed 0-2 km/h
- > ISO 3-point rear linkage cat. 3 central fixed
- > Gearbox 1000 U/min
- > Double drive with parallel gear transmission and with integrated cooling
- > Integrated torque limiter
- > Control panel
- > Chassis made of wear-resistant steel with internal replaceable plates
- > Tempered counterknives, anvil bar and crushing grid
- > Hydraulically operated hood
- > Chain protection
- > Narrow in-depth skids
- > Rotor with combination of fixed hammers MONO PROTECT and MONO EXTREME

## Optional configuration and accessories

- > PTO drive shaft without or with torque limiter
- > ADAM™ alignment system
- > 2SPEED™ gearbox system in combination with ADAM™ (available for models 225 and 250)
- > Hydraulically operated compacting roller
- > Hydraulically operated grader blade
- > Support skids
- > Hydraulic top link

\* roller and grader blade not available in combination

## Technical requirements

- > Creep speeds (max. 0,5 km/h) or CVT continuously variable transmission
- > Hydraulic three-point tractor linkage



SPECIFICATIONS		Tractor power 150-260 HP			
Working width	175 cm [69"]	200 cm [78"]	225 cm [88"]	250 cm [98"]	
Overall width	205 cm [80"]	230 cm [91"]	255 cm [100"]	280 cm [110"]	
Depth	140 cm [55"]	140 cm [55"]	140 cm [55"]	140 cm [55"]	
Depth with roller	207 cm [81"]	207 cm [81"]	207 cm [81"]	207 cm [81"]	
Height	134 cm [53"]	134 cm [53"]	134 cm [53"]	134 cm [53"]	
Weight (base value w/o opt.)	2.625 kg [5,785 lb]	2.750 kg [6,065 lb]	2.875 kg [6,340 lb]	3.000 kg [6,615"]	
Weight with roller (base value)	3.000 kg [6,660 lb]	3.150 kg [6,950 lb]	3.300 kg [7,300 lb]	3.450 kg [7,600"]	
Gear transmission	2	2	2	2	
Fixed hammers	4+30+4	4+38+4	4+38+4	4+42+4	



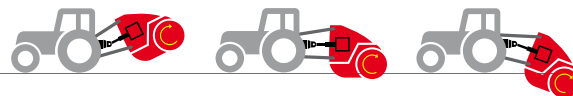
FIXED HAMMER  
WITH TIPS MADE OF  
TUNGSTEN CARBIDE  
MONO PROTECT™



LATERAL FIXED HAMMERS  
WITH TIPS MADE OF  
TUNGSTEN CARBIDE  
MONO EXTREME™



## Innovative transmission system



**ADAM™** Optional alignment system: Hydraulic tilting of the mulcher with PTO shaft alignment while keeping equal and W-shaped PTO shaft angles. This prevents damage to the PTO shaft and supports an ideal adaptation to the conditions of the ground

-> faster working, higher lifting, longer lifetime of the PTO shaft




video ADAM™


**2SPEED™** With the optional gearbox system (on model 225 and 250) the rotor speed can be changed by moving the mechanical lever in the main gearbox from fast to slow, while maintaining the speed of the PTO on the tractor at 1000 rpm. This feature allows a higher torque and hence better processing both during mulching wood (faster rpm) and crushing rocks and soil (slower rpm).



Panel to monitor and control oil temperature



Grader blade (option), hydr. height and rotation adjustment, with hydraulic pneumatic damping incl. lateral extensions · pressure gauge to control work of the grader blade




Hydraulically operated compacting roller for depth control, may also be used as guard frame incl. roller scraper (option)



Adjustable anvil bar & crushing grid to adjust the degree of mulching



Transmission concept with spur gear motor, especially slim and space saving (integrated cooling)



**AR400**  
Chassis made of high tensile and wear-resistant steel with replaceable plates



Rotor: combination of fixed hammers with tungsten carbide tips and anti-wear hammer support; tempered counter knives for a perfect mulching result

# SUPERSOIL

250-390 HP

## Soil tiller and stone crusher of the high performance class

The SUPERSOIL is a powerful tiller and stone crusher for the toughest jobs.

It tills the soil, grinds roots and stumps up to a depth of 30 cm, and works hard by crushing stones up to 40 cm in diameter.

Optional lateral skids with ripper points facilitate penetration into the soil and allow a maximum working depth also in particularly hard ground.

This powerful machine incorporates the mulched material into the ground, where it decomposes into nutrient-rich soil. The innovative ADAM™ system optimizes alignment for ground work.

## Standard version and characteristics

- > Crushes stones up to 40 cm [16"] Ø, mulches wood up to 50 cm [20"] Ø
- > Tills the soil as deep as 30 cm [12"] and deeper, depending on working conditions
- > Working speed 0-2 km/h
- > ISO 3-point rear linkage cat. 3 central fixed
- > Gearbox 1000 U/min
- > Double belt drive
- > Integrated torque limiter
- > ADAM™ alignment system
- > Chassis made of wear-resistant steel with internal replaceable plates
- > Tempered counterknives, anvil bar and crushing grid
- > Hydraulically operated hood
- > Chain protection
- > Narrow in-depth skids
- > Rotor with combination of fixed hammers SUPER MONO PROTECT and SUPER MONO EXTREME

## Optional configuration and accessories

- > PTO drive shaft with or without torque limiter
- > Hydraulically operated compacting roller
- > Skids with dig in leading edge
- > Skids with ripper point

## Technical requirements

- > Creep speeds (max. 0,5 km/h) or CVT continuously variable transmission
- > Hydraulic three-point tractor linkage



SPECIFICATIONS		Tractor power 250-390 HP	
Working width	225 cm [88"]	250 cm [98"]	
Overall width	269 cm [106"]	294 cm [116"]	
Depth	178 cm [70"]	178 cm [70"]	
Depth including roller	252 cm [99"]	252 cm [99"]	
Height	152 cm [60"]	152 cm [60"]	
Weight (base value w/o options)	4.625 kg [10,200 lb]	5.100 kg [11,240 lb]	
Weight including roller (base value)	5.100 kg [11,240 lb]	5.600 kg [12,350 lb]	
Belts	2	2	
Fixed hammers	3+40+3	3+44+3	

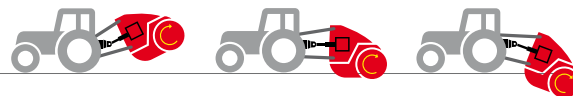


FIXED HAMMER  
WITH TIPS MADE OF  
TUNGSTEN CARBIDE  
SUPER MONO PROTECT™



LATERAL FIXED HAMMERS  
WITH TIPS MADE OF  
TUNGSTEN CARBIDE  
SUPER MONO EXTREME™

## Alignment system ADAM™



**ADAM™** alignment system (equipped as standard): Hydraulic tilting of the mulcher with PTO shaft alignment while keeping equal and W-shaped PTO shaft angles. This prevents damage to the PTO shaft and supports an ideal adaptation to the conditions of the ground  
-> faster working, higher lifting, longer lifetime of the PTO shaft



video ADAM™





# MAXISOIL

300-450 HP

## Gigantic: The largest soil tiller MAXISOIL with up to 3.5 meter working width

With its reinforced casing and powerful hammers with carbide tips the MAXISOIL is a powerful forestry tiller and stone crusher for the toughest demands. It tills the soil and grinds roots and stumps up to a depth of 35 cm, and works hard by crushing stones up to 50 cm in diameter.

The innovative ADAM™ system optimizes alignment for ground work.

If needed, a water injection system supplies water during operation and thus binds calcareous soil. The result is a stabilized surface - ideal for forest roads and further processing in road construction.

## Standard version and characteristics

- > Crushes stones up to 50 cm [20"] Ø, mulches wood up to 50 cm [20"] Ø
- > Tills the soil as deep as 35 cm [14"] and deeper, depending on working conditions
- > Working speed 0-2 km/h
- > ISO 3-point rear linkage cat. 3 & 4 central fixed
- > Gearbox 1000 U/min with integrated cooling
- > Double belt drive
- > Integrated torque limiter
- > ADAM™ alignment system
- > Chassis made of wear-resistant steel with internal replaceable plates
- > Tempered counterknives, anvil bar and crushing grid
- > Hydraulically operated hood
- > Chain protection
- > Narrow in-depth skids
- > Rotor with combination of fixed hammers SUPER MONO PROTECT and SUPER MONO EXTREME

## Optional configuration and accessories

- > PTO drive shaft with or without torque limiter
- > Hydraulically operated compacting roller
- > Skids with ripper point

## Technical requirements

- > Creep speeds (max. 0,5 km/h) or CVT continuously variable transmission
- > Hydraulic three-point tractor linkage



SPECIFICATIONS		Tractor power 300-450 HP	
Working width	250 cm [98"]	350 cm [138"]	
Overall width	291 cm [115"]	391 cm [154"]	
Depth	166 cm [65"]	166 cm [65"]	
Depth including roller	250 cm [98"]	250 cm [98"]	
Height	160 cm [63"]	160 cm [63"]	
Weight (base value w/o options)	4.900 kg [10,800 lb]	5.400 kg [11,900 lb]	
Weight including roller (base value)	5.700 kg [12,570 lb]	6.250 kg [13,780 lb]	
Belts	2	2	
Fixed hammers	6+48+6	6+64+6	

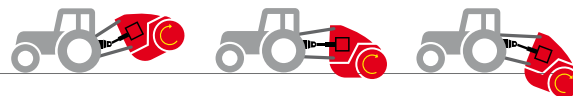


FIXED HAMMER  
WITH TIPS MADE OF  
TUNGSTEN CARBIDE  
SUPER MONO PROTECT™

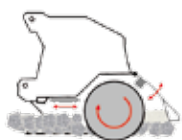


LATERAL FIXED HAMMERS  
WITH TIPS MADE OF  
TUNGSTEN CARBIDE  
SUPER MONO EXTREME™


## Alignment system ADAM™



**ADAM™** alignment system (equipped as standard): Hydraulic tilting of the mulcher with PTO shaft alignment while keeping equal and W-shaped PTO shaft angles. This prevents damage to the PTO shaft and supports an ideal adaptation to the conditions of the ground  
-> faster working, higher lifting, longer lifetime of the PTO shaft




Adjustable anvil bar & crushing grid to adjust the degree of mulching




### AR400

Chassis made of high tensile and wear-resistant steel with replaceable plates



Hydraulically operated compacting roller for depth control, may also be used as guard frame incl. roller scraper (option)



Water injection system to bind and stabilize the soil and cool the hammers



Rotor: combination of fixed hammers with tungsten carbide tips and anti-wear hammer support



Narrow depth-in skids are standard. Available optionally are skids with ripper point for use in especially hard soil



[www.youtube.com/seppimulcher](http://www.youtube.com/seppimulcher)

